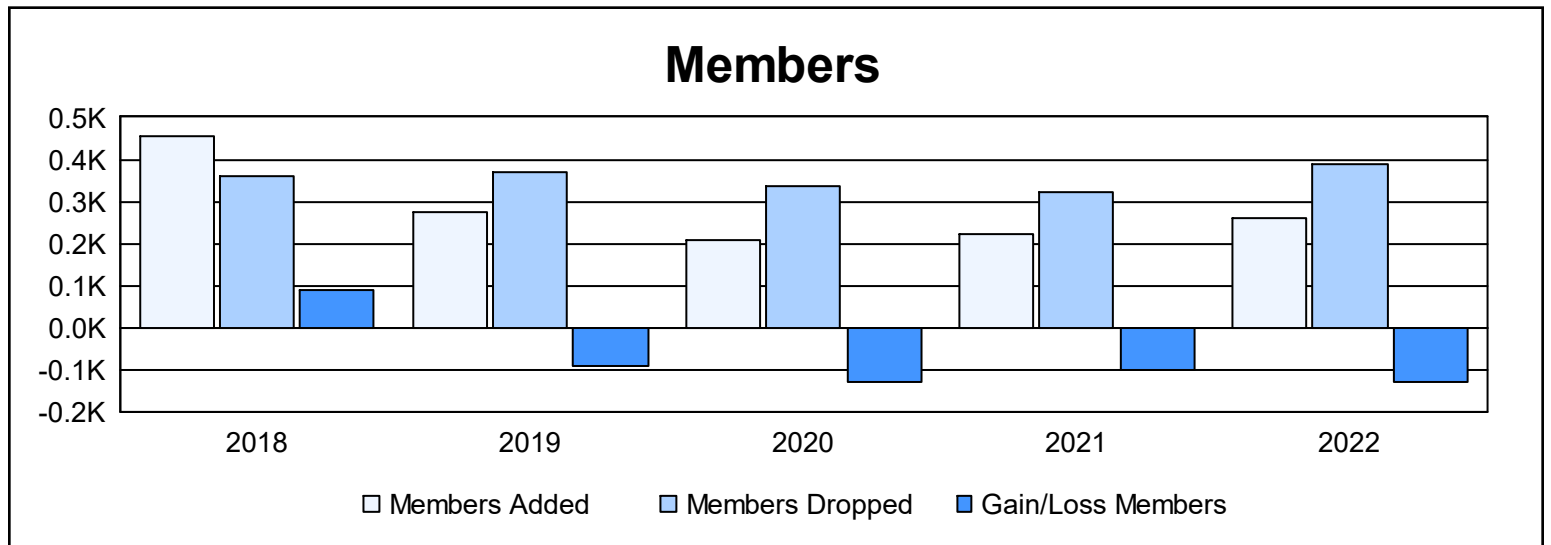
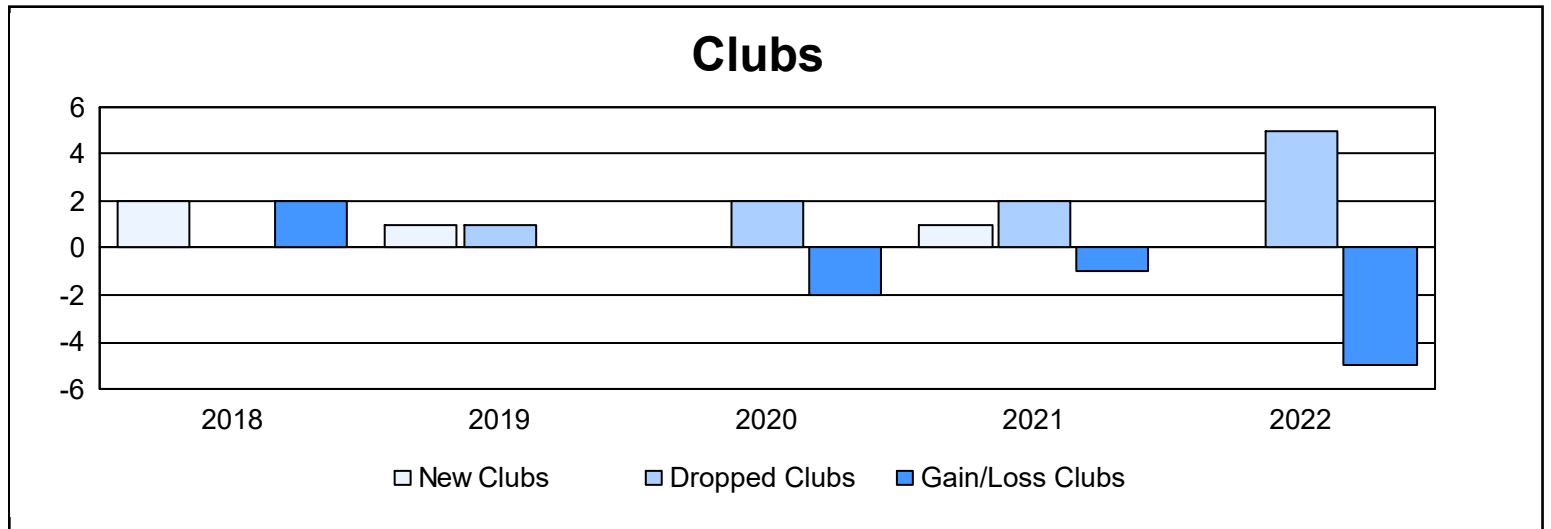
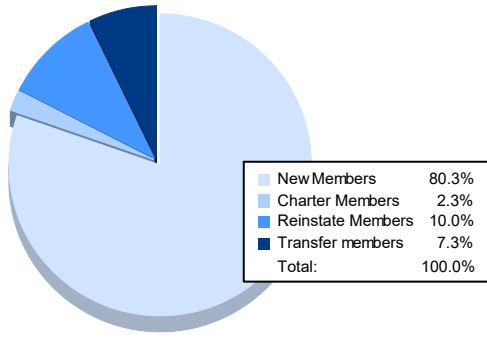


| Year           | New Clubs | Dropped Clubs | Gain/ Loss Clubs | New Members | Charter Members | Reinstate Members | Transfer Members | Total Member Added | Total Members Dropped | Gain/ Loss Members |
|----------------|-----------|---------------|------------------|-------------|-----------------|-------------------|------------------|--------------------|-----------------------|--------------------|
| 2017-2018      | 2         | 0             | 2                | 272         | 128             | 22                | 31               | 453                | 362                   | 91                 |
| 2018-2019      | 1         | 1             | 0                | 220         | 30              | 4                 | 20               | 274                | 367                   | -93                |
| 2019-2020      | 0         | 2             | -2               | 152         | 4               | 30                | 20               | 206                | 334                   | -128               |
| 2020-2021      | 1         | 2             | -1               | 169         | 21              | 19                | 14               | 223                | 324                   | -101               |
| 2021-2022      | 0         | 5             | -5               | 208         | 6               | 26                | 19               | 259                | 387                   | -128               |
| <b>Average</b> | <b>1</b>  | <b>2</b>      | <b>-1</b>        | <b>204</b>  | <b>38</b>       | <b>20</b>         | <b>21</b>        | <b>283</b>         | <b>355</b>            | <b>-72</b>         |



### Membership Composition June 2022 Cumulative



### Gender Composition June 2022 Cumulative

